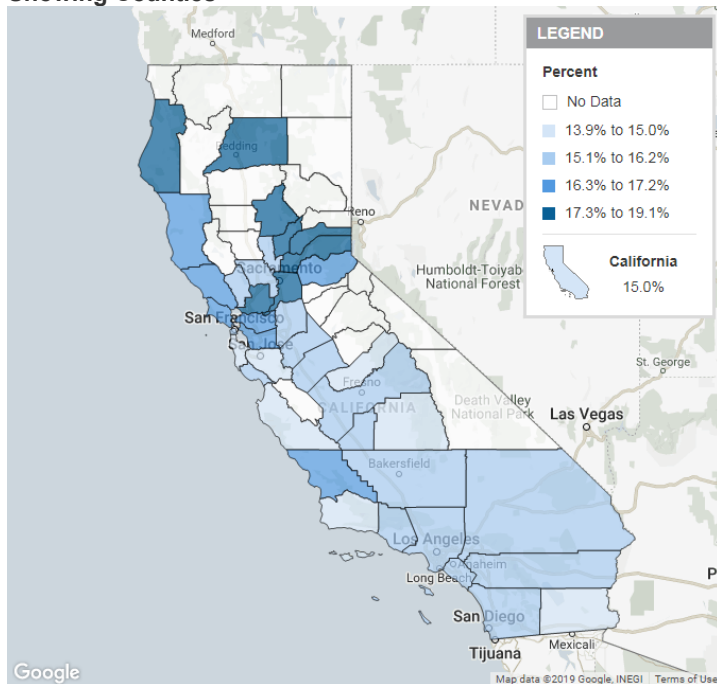


Children with Special Health Care Needs

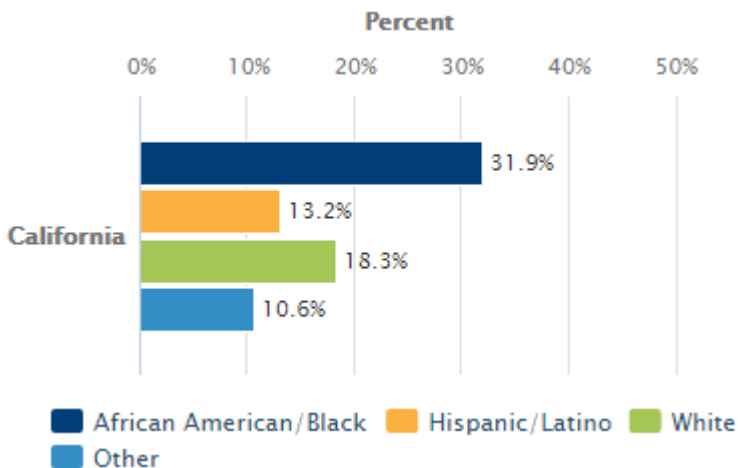
Prevalence of Special Health Care Needs Among Children: 2011-2012; Showing Counties



Definition: Estimated percentage of children ages 0-17 with special health care needs (e.g., in 2011-2012, an estimated 15% of California children had special health care needs).

Data Source: Child and Adolescent Health Measurement Initiative, Data Resource Center for Child and Adolescent Health, *Advancing data-in-action partnerships for children and children with special health care needs in California counties and cities using synthetic estimation from the 2011/12 National Survey of Children's Health and 2008-2012 American Community Survey* (Apr. 2016).

Prevalence of Special Health Care Needs Among Children, by Race/Ethnicity: 2011-2012



What It Is

On kidsdata.org, indicators related to children with special health care needs (CSHCN) include data on demographics and other characteristics of special needs children, the impact of conditions on CSHCN and their families, health insurance coverage, and access to and quality of health care and other services.* See kidsdata.org's [CSHCN category](#) for a full list of indicators.

In this topic on characteristics of children with special needs, kidsdata.org also provides the number and percent of children under 18 with major disabilities, as single-year and five-year estimates, by county, city, and school district. Five-year estimates are available by legislative district, as well. These data also are available by health insurance status.†

In addition, the number and percent of public school students enrolled in special education by county and school district are available, as are the number and percent by disability and by race/ethnicity at the county level.‡

Finally, kidsdata.org offers the number of active enrollees in the California Children's Services (CCS) program (i.e., enrollees with paid claims), by age group and county.§

Why This Topic Is Important

More than 1 million California children and youth have a need for health care services of a type or amount beyond that required by children generally. Their ongoing health problems—physical, behavioral, or developmental—can affect their ability to function and participate in important educational and social activities. In some cases their health problems can shorten their lives (1). Medical care for children with special health care needs (CSHCN) is often complicated by the co-occurrence of social, emotional, and academic problems (1, 2). Because of the higher caregiving burdens, families of CSHCN tend to experience more stress and difficulties with employment and finances than other families (1, 2).

CSHCN account for more than 40% of all health care costs among children nationwide, despite making up only about 16% of the U.S. child population (1). Though advances in medical care have extended and improved the lives of millions of children, obtaining timely, appropriate, and affordable care remains a problem for many families. More than four in five CSHCN do not receive one or more basic

Definition: Estimated percentage of children ages 0-17 with special health care needs, by race/ethnicity (e.g., in 2011-2012, an estimated 13.2% of Hispanic/Latino children in California had special health care needs).

Data Source: Child and Adolescent Health Measurement Initiative, Data Resource Center for Child and Adolescent Health, *Advancing data-in-action partnerships for children and children with special health care needs in California counties and cities using synthetic estimation from the 2011/12 National Survey of Children's Health and 2008-2012 American Community Survey* (Jun. 2016).

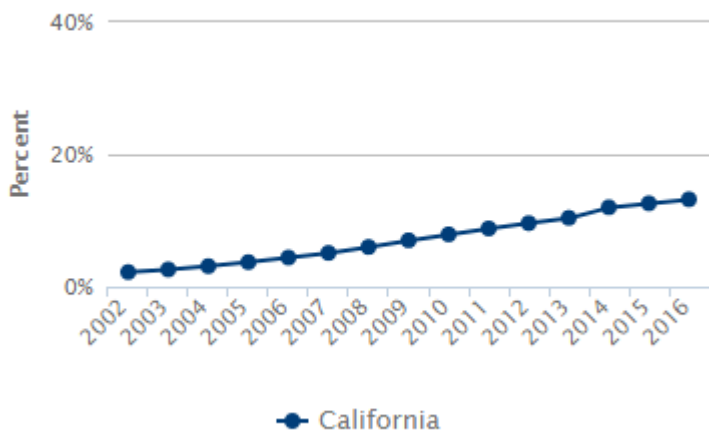
Active California Children's Services (CCS) Enrollees, by Age Group: 2014

California	Number
Under Age 1	25,531
Ages 1-17	173,920

Definition: Number of enrollees in the California Children's Services (CCS) program with a paid claim, by age group (e.g., in 2014, there were 25,531 active CCS enrollees under age 1 in California).

Data Source: Stanford Center for Policy, Outcomes, and Prevention, analysis of CCS claims data (Jun. 2017).

Percentage of Special Education Enrollees Receiving Services for Autism



Definition: Percentage of public school students receiving special education services in grades K through 12, by disability type (e.g., among California students enrolled in special education in 2016, 13.2% were enrolled for autism).

Data Source: California Dept. of Education, Special Education Division custom tabulation (Dec. 2016).

aspects of quality health care, in California and nationally (1). The demographic data provided here can be useful for projecting needs and developing policies to ensure that all CSHCN reach their maximum health potential.

How Children Are Faring

An estimated 15% of California children under age 18 have special health care needs, according to a 2011-2012 survey; among counties with data, estimates range from 14% to 19%. In 2009-2010, more than half of CSHCN in California had two or more chronic conditions, and 16% had four or more. Commonly reported conditions among California children with special health care needs (CSHCN) included allergies, asthma, attention deficit and hyperactivity disorder, and developmental delay.

In 2015, about 3% of California children had major disabilities including serious impairments in vision, hearing, walking, cognition, or self-care. Among uninsured children, 1.9% had one or more major disabilities, compared to 3.1% of insured children. Across counties with data, estimates of children with major disabilities ranged from 1.8% to 9% in 2011-2015.

More than 730,000 public K-12 students in California—almost 12% of all students—received special education services in 2016. Together, students with learning disabilities and speech or language impairments comprised the majority of students in special education, accounting for more than 60% of enrollees. Statewide and in all counties with data, the share of special education students receiving services for autism has grown since 2002. In 2016, 13% of special education students in California were enrolled for autism, up from 2% in 2002. Over the same period, the proportion enrolled for learning disabilities decreased by 18 percentage points, from 57% to 39%.

In 2014, nearly 200,000 children and youth with chronic diseases and/or acute injuries were actively enrolled in the California Children's Services (CCS) program. Of these, more than 25,000 were infants under age 1. Overall, statewide enrollment in CCS has increased by more than 35% since 2009.

View references for this text and additional research on this topic:

<https://www.kidsdata.org/topic/14/characteristics-of-children-with-special-needs/summary>



More Data: www.kidsdata.org

Sign Up for Data Updates: www.kidsdata.org/signup

This PDF Was Generated On: 4/19/2019